

# Teaching Tidbits

## REDESIGNING ASSESSMENT

As you redesign assessment to accommodate remote learners as well as our unique schedule and structural changes, there are many variables that come to mind: time, accountability, scoring, student needs, etc. Edutopia's recent article, [Summative Assessment in Distance Learning](#), and some leadership colleagues have a few helpful ideas to consider.

- Create assessments with the design for knowledge application
- Consider long-term PBL (project based/ problem based) tasks
- Focus on learning targets
- Engage students in tasks that require them to explain their thinking, defend their position, or use knowledge from class to respond to an open ended question
- Leverage technology
- Hold high expectations for academic honesty (enlist parents assistance with remote learners)
- Rely on your professional judgement (and the administration you have for support)

Remember the **Teaching & Assessing in an Online Environment** chart from the [SSA Teaching & Learning Course](#). (image to the right)  
The SSA T&L Online Course Module: **Assessment and Instructional Practices** is full of data and resources to help you plan.

\*continued on page 2

## EDTECH UPDATES & REMINDERS

⇒ The Owl Camera and the Ladibug document camera can't be used at the same time in ZOOM. You must switch your camera input to the Lumens Document Camera to use the Ladibug document camera & switch back to the Owl camera when you're done.

⇒ The Canvas Student App has many great features and it simplifies the Canvas experience for students. However, there are times where students may need the full Canvas web version to access things like printing or embedded tools. SSA iPads should have the Canvas Student App and a webclip for Canvas (if not both are available in the SSA App store).



### Did you know?

**One thing the pandemic has solidified is the resilience, creativity, and unified empowerment of educators. At SSA this is embodied across all four campuses as faculty continue to inspire and support each other.**

**Across the nation, I have**

**watched this spread like a wildfire. Educators have created and expanded PLC network and global PD communities have risen to support educators with free PD.**

**Whether reaching out across SSA divisions or connecting**

**online to these networks, you can find instant support and answers on almost any topic.**

**So where can you start?**

**[ONLINE PD & PLCs](#)**

Challenges...	...which lead to Opportunities
Face-to-face instructional practices don't translate well to the online learning environment.	Opportunity to redesign learning experiences
Students aren't physically together.	Opportunity for students to leverage digital tools for collaboration
Teachers can't read student body language and facial expressions or ask learners questions in the moment to determine their understanding.	Opportunity to embed short, on the fly checks for learning and understanding
Asynchronous teaching and learning means teachers and students have less real-time conversation.	Opportunity to rethink what feedback looks like online
During assessments, students have easy access to textbooks, course materials, online sources, and other resources.	Opportunity for authentic performance assessments in which students apply their knowledge and skills to novel settings

# Redesigning Assessment (cont'd)

## More Tips & Resources

\*Have students utilize Zoom or Canvas Studio to record an assessment session

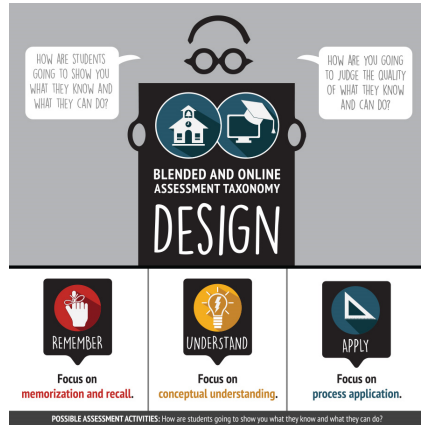
\*Use a [Google Slide Deck](#) to facilitate Break Out Rooms

\*Utilize online assessment tools: [Canvas Quizzes](#), [Canvas Studio](#), [GO Formative](#), [Socrative](#), [Quizizz](#), [Kahoot](#), [Quizlet](#).

\*Utilize online collaboration tools: [Google Apps](#) (with [draftback plugin](#)), [OneNote](#), [Jamboard](#), [Microsoft Whiteboard](#), [Whiteboard.fi](#), [Padlet](#)

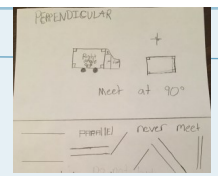
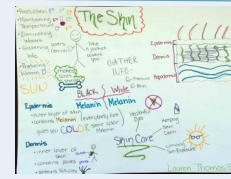
All are great for whole class and small group collaboration or tracking of individual student progress.

\*Add assessment resources to your instructional materials: [SMART Online Suite](#) , [Nearpod](#), [Pear Deck](#), [Mentimeter](#)



\*Click on the image above to view the full infographic.

## Sketchnoting



I am all for any idea/tool/resource that makes learning visual, and although my doodling skills have a long way to go, I see many ways Sketchnoting is amazing.

The idea behind Sketchnoting is to make notetaking visual for the learner, whether that be the students or yourself, in order to create a more meaningful and more engaging connection to the content being learned.

Find out more....

<https://wke.it/w/s/1ndZjZ>



“Great things are done by a series of small things brought together” – Vincent Van Gogh

## Faculty Spotlight

This section is generally used to spotlight SSA teachers, to share a small glimpse of the exciting moments I get to witness being a part of all four campuses.


If you haven't checked out the [SSA Twitter](#) or the [SSA Facebook](#) lately, both offer regular SSA spotlights as they share the story of Shady Side Academy.

In this edition I'm going to turn my spotlight to some groups working hard to support all faculty.

The Canvas Leads (Kristin Litster, Christina Blazin, Tiffanee Peterson, Raquel Kramer, Tami Fire, Lauren Cannon, Stefanie Vorrasi, Rebecca Brunner, Katharine Pryor, Brittany Pack, Greg Weiss, Amy Yam, Sherry Amaya, Russell Grant) and Rebecca Brunner joined extra professional development & brainstorming sessions with me prior to the start of school and have all taken the lead to empower and support colleagues as we transition to utilizing Canvas and the many instructional resources it provides. They continue to expand their toolbelts and offer time to colleagues daily.

The Remote Learning Liaisons (Amy Harrison, Brian Johnston, Melanie Smith, and Laura Greif) have been connecting frequently with the remote learners, faculty, and administration across all divisions to keep our community connected and provide additional support to these families. They continue to embrace these learners and families as they provide support for the learners and the faculty.

The School Heads (Trixie Sabundayo, Amy Nixon, Jen Asmonga, and Brad Davies) along with their administrative teams (Claire Logsdon, Chad Green, Brian Johnston, Pete Mathis, etc.) gave up countless summer hours and continue to enlist all they have and then some into supporting faculty and the community as we embrace the evolving educational landscape around us. They continue to inspire and uplift everyone as they help us all to shape the impact we can have.



[jkokladas@shadysideacademy.org](mailto:jkokladas@shadysideacademy.org)