





1. Go to <https://answergarden.ch/>

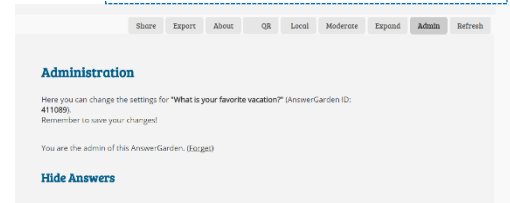
2. Create an Answer Garden 

- enter your question or topic
- choose a mode (brainstorm-unlimited responses, classroom-unlimited responses but responses can only be entered once, moderator-responses must be approved, locked)
- set answer length (20 or 40)
- set a password (so you can edit the answer garden later)
- enter your email
- turn spam filter on/off
- ***set to hidden (unless you want the possibility of other kids joining in)

3. Share the Answer Garden/get students to the Answer Garden 

- have student type the code (end of URL) into the Answer Garden App
- click to show the QR code/students scan the QR code
- paste the link on your Teacher Page or in G.Classroom
- embed the Answer Garden on your Teacher Page

Sign in with admin password for more tools



MY EXAMPLE: <https://answergarden.ch/411089>